

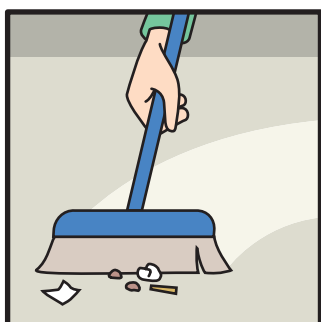
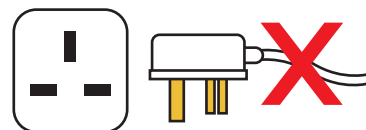


the future is safer with altro

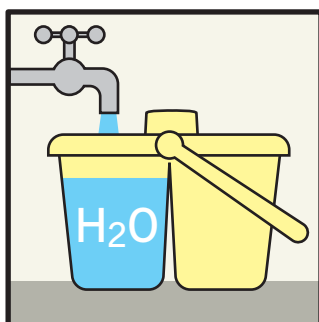
altro

Safety Flooring Cleaning Guidelines


MANUAL




1. Sweep up dust and dirt, remove large debris.




2. Fill one half of double bucket with warm water.



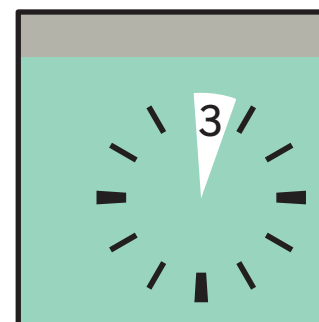
3. Dilute Altro 44™ or equivalent alkaline cleaner to correct dilution.




4. Pour diluted cleaner into other half of double bucket.




5. Apply cleaner to floor using a mop.




6. Leave cleaner on the floor for a few minutes to allow solution to break up dirt.



7. Scrub the floor with a deck scubber or Altro UniPad cleaning pad attached to multi-mop handle.



8. Rinse the floor using a mop and the clean water from the double bucket.



9. Allow to dry.